

Tiverton
Site 3

Housing Land Availability Summary 2014

1st April 2013 - 31st March 2014

Completions by house type and bedroom size

Property Type	Bedroom Size				Totals
	1 Bedrooms	2 Bedrooms	3 Bedrooms	4+ Bedrooms	
Detached House	5	8	40	37	90
Semi-Detached House	0	13	25	4	42
Terraced House	0	56	47	4	107
Flat / Maisonette	39	42	0	0	81
Totals	44	119	112	45	320

Table 10

Completions by house type and bedroom size

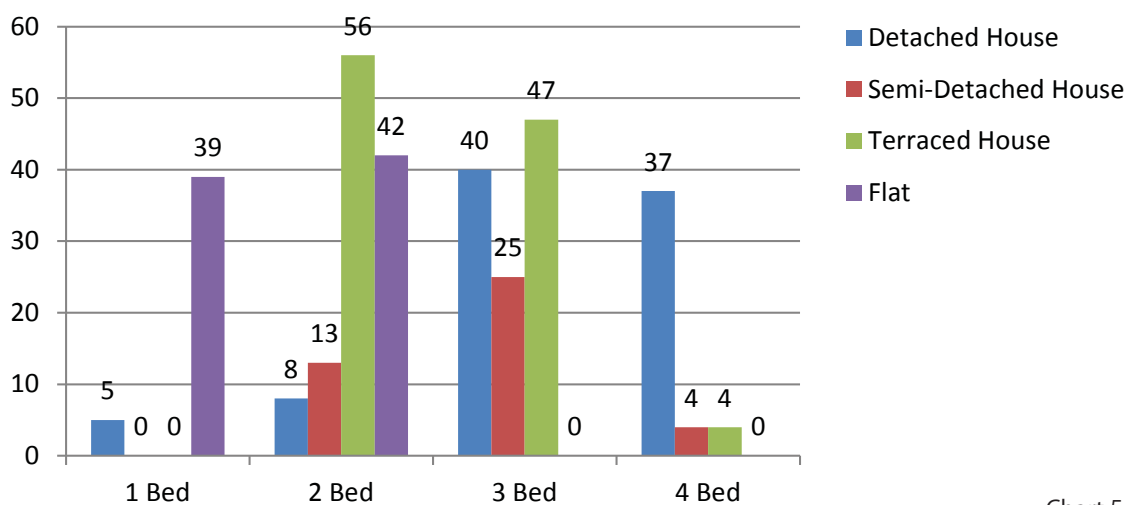


Chart 5

Completions by house type and bedroom size

Property Type	Bedroom Size					Totals
	1 Bedrooms	2 Bedrooms	3 Bed-rooms	4+ Bed-rooms	Other	
Detached House	6	13	47	52	-	118
Semi-Detached House	1	13	46	10	-	70
Terraced House	-	27	30	3	-	60
Flat / Maisonette	14	20	-	1	-	35
Caravans/Mobile Homes	-	-	-	-	4	4
Gypsy Pitches	-	-	-	-	1	1
Totals	21	73	123	66	5	288

Table 12

Completions by house type and bedroom size

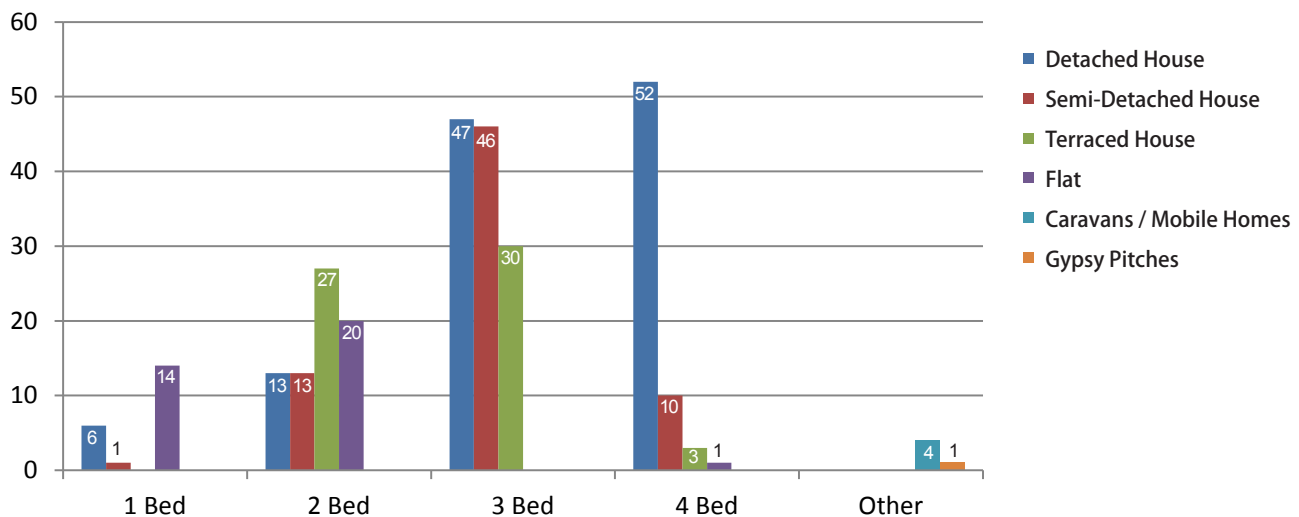


Chart 5

Housing Land Availability Summary 2017

1st April 2016 - 31st March 2017

Completions by house type and bedroom size

Property Type	Bedroom Size					Totals
	1 Bedrooms	2 Bedrooms	3 Bed-rooms	4+ Bed-rooms	Other	
Detached House	1	13	52	67	-	133
Semi-Detached House	1	35	52	15	-	103
Terraced House	1	26	20	8	-	55
Flat / Maisonette	7	4	-	-	-	11
Caravans/Mobile Homes	-	-	-	-	-	0
Gypsy Pitches	-	-	-	-	2	2
Totals	10	78	124	90	2	304

Table 12

Completions by house type and bedroom size

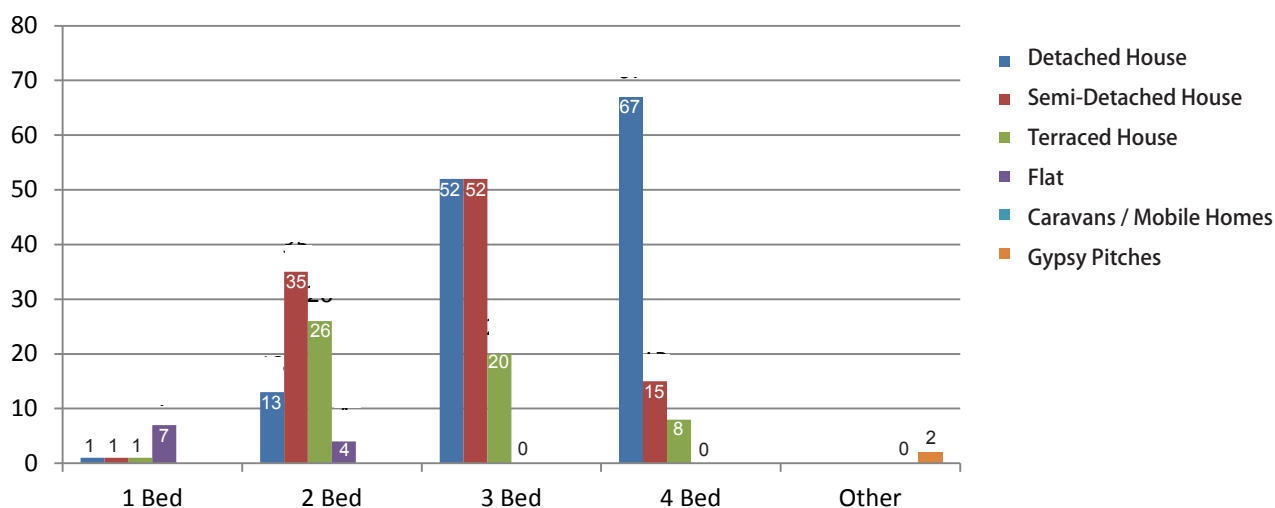


Chart 5

Housing Land Availability Summary 2018

1st April 2017 - 31st March 2018

Completions by house type and bedroom size

Property Type	Bedroom Size					Totals
	1 Bedrooms	2 Bedrooms	3 Bed-rooms	4+ Bed-rooms	Other	
Detached House	4	18	46	115		183
Semi-Detached House	9	23	115	13		160
Terraced House	5	45	55	6		111
Flat / Maisonette	30	13	1	0		44
Caravans/Mobile Homes					3	3
Gypsy Pitches					1	1
Totals	48	99	217	134	4	502

Table 12

Completions by house type and bedroom size

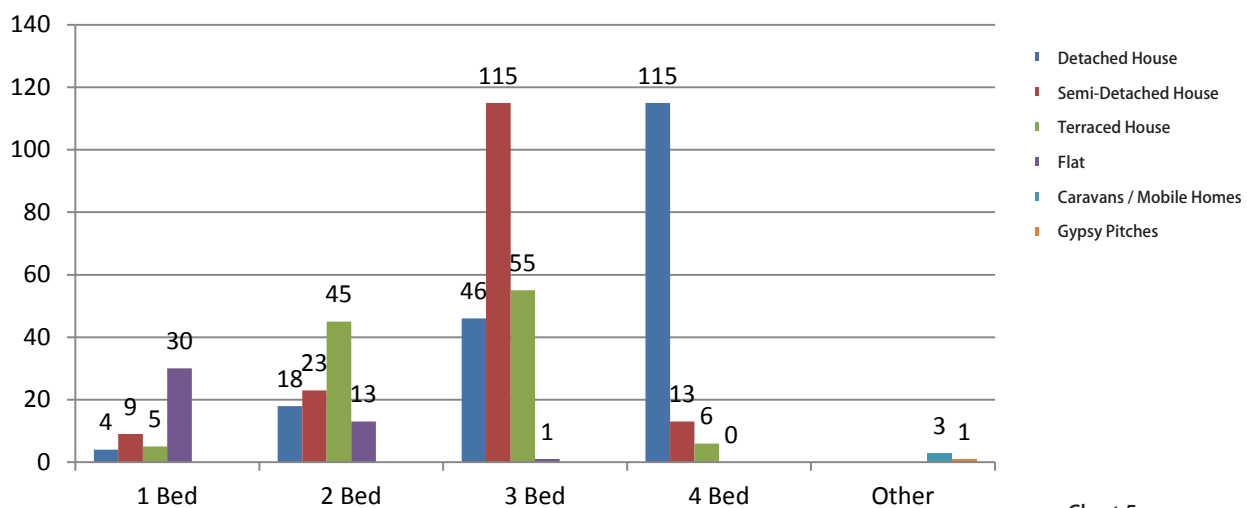


Chart 5